

**THE FATALITY INDEX OF PUBLIC TRANSPORT (EXPRESS BUS) IN
MALAYSIA**

By

Nursithazlin Binti Ahmad Termida



PTTA UTHM
PERPUSTAKAAN TUNKU TUN AMINAH

**This project report is submitted as part fulfilment for Master Degree of
Highway & Transport Engineering**

November 2006

Abstract of project report presented in fulfilment of the requirement for the Master Degree of Engineering

THE FATALITY INDEX OF PUBLIC TRANSPORT (EXPRESS BUS) IN MALAYSIA

By

NURSITHAZLIN BINTI AHMAD TERMIDA

November 2006

Supervisor: Professor Ir. Dr. Radin Umar Bin Radin Sohadi

Faculty: Engineering

Until now, there is no research or study being conducted to establish the fatality index of public transport in Malaysia especially for express buses. For now, we only know the total accidents in our data storage involving public transport in Malaysia. Hence, this study has been conducted to develop the safety index of public transport (express bus) in Malaysia. It is important to know the safety index of public transport (express bus) in this country as compared to other developed countries since express bus is one of the main modes for long distance transportation in Malaysia. Besides, when the fatality index is obtained in this study, it could be used as a guideline or reference to improve the safety level of public transport (express bus) in Malaysia. The data analysis in this study is done using Mileage Deaths Rate Method (MDR) and the measurement unit is in passenger kilometres travelled (PKT). Thus, the fatality index is stated as per billion PKT which has been used by Department for Transport of United Kingdom. In this study, the fatality index of public transport (express buses) in Malaysia is 0.000009 per billion PKT as

compared to the fatality index in the United Kingdom which is 0.4 per billion PKT for the year 2005. It shows that the use of express buses in Malaysia is much safer than the United Kingdom.



Abstrak laporan projek dikemukakan sebagai memenuhi keperluan untuk Ijazah
Master Kejuruteraan

**INDEKS KEMATIAN BAGI PENGANGKUTAN AWAM (BAS EKSPRES) DI
MALAYSIA**

Oleh

NURSITIHAZLIN BINTI AHMAD TERMIDA

November 2006

Penyelia: Profesor Ir. Dr. Radin Umar Bin Radin Sohadi

Fakulti: Kejuruteraan

Kini belum ada kajian atau penyelidikan dijalankan untuk membuktikan indeks kematian bagi pengangkutan awam di Malaysia terutamanya bas ekspres. Kita hanya mengetahui jumlah kemalangan dalam data simpanan yang melibatkan pengangkutan awam di Malaysia. Oleh hal yang demikian, kajian ini dijalankan untuk membangunkan indeks keselamatan bagi pengangkutan awam (bas ekspres) di Malaysia. Adalah amat penting untuk mengetahui indeks keselamatan pengangkutan awam (bas ekspres) di negara ini berbanding dengan negara-negara maju yang lain memandangkan bas ekspres merupakan mod pengangkutan jarak jauh yang utama di Malaysia. Selain itu, setelah indeks kematian diperolehi dalam kajian ini, ia boleh dijadikan sebagai panduan atau rujukan untuk pembaikan ke atas pengangkutan awam (bas ekspres). Analisis data dalam kajian ini dilakukan menggunakan Kaedah *Mileage Deaths Rate (MDR)* dan unit pengukuran adalah dalam *Passenger Kilometres Travelled (PKT)*. Oleh hal yang demikian, indeks kematian dinyatakan sebagai *per billion PKT* seperti yang telah digunakan oleh Jabatan Pengangkutan di

United Kingdom. Dalam kajian ini, indeks kematian bagi pengangkutan awam (bas ekspres) di Malaysia ialah 0.000009 *per billion PKT* berbanding dengan indeks kematian di United Kingdom iaitu 0.4 *per billion PKT* bagi tahun 2005. Ini menunjukkan bahawa penggunaan bas ekspres di Malaysia jauh lebih selamat dari penggunaan di United Kingdom.



PTTA UTHM
PERPUSTAKAAN TUNKU TUN AMINAH

ACKNOWLEDGEMENTS

The development of this project report required the cooperative effort of many people. My deep appreciation goes to Prof. Ir. Dr. Radin Umar Bin Radin Sohadi, my project supervisor who contributed in many important ways by giving such a useful advice and guidance during this study.

I would like to thank all the management and staff in 40 local express buses companies for their cooperation and kindness by giving me a permission to collect all the related data and information for this study.

Much appreciation goes to Royal Malaysian Police (*PDRM*), Malaysian Road Safety Department (*JKJR*), Malaysian Road Transport Department (*JPJ*) or Commercial Vehicle Licensing Board (*LPKP*), who provides supporting related data needed in this study.

I acknowledge and recognize the support of my family and friends especially to Mr. Kamal Hidhir, who provided emotional support during this study and preparation of this report.

AUTHENTICATION

This project report entitle,

**THE FATALITY INDEX OF PUBLIC TRANSPORT (EXPRESS BUS) IN
MALAYSIA**

By

NURSITIHAZLIN BINTI AHMAD TERMIDA

Has been checked and authenticated by
Prof. Ir. Dr. Radin Umar Bin Radin Sohadi
Dr. Safry Kamal

Checked and authenticated by:


Date:



13 . 12 . 2006

(Prof. Ir. Dr. Radin Umar Radin Sohadi)
Project Supervisor
Faculty of Engineering
Universiti Putra Malaysia

Date:



27 . 12 . 2006

(Dr. Safry Kamal)
Project Examiner
Faculty of Engineering
Universiti Putra Malaysia

DECLARATION

I hereby declare that the project report is based on my original work except for quotations and citations which have been duly acknowledged. I also declare that it has not been previously or concurrently submitted for any other degree at UPM or other institutions.



NURSTITI HAZLIN BINTI AHMAD TERMIDA

Date: 17 NOVEMBER 2006



PTTA UTHM
PERPUSTAKAAN TUNKU TUANKU AMINAH

TABLE OF CONTENTS

		Page
	ABSTRACT	ii
	ABSTRAK	iv
	ACKNOWLEDGEMENTS	vi
	AUTHENTICATION	vii
	DECLARATION	viii
	LIST OF TABLES	xi
	LIST OF FIGURES	xii
	LIST OF ABBREVIATIONS	xiii
CHAPTER		
I	INTRODUCTION	1
II	LITERATURE REVIEW	12
	Introduction	12
	Three Common Measures on Fatality Rates	14
	Mileage Deaths Rate (MDR)	15
	Registered Deaths Rate (RDR)	16
	Population Deaths Rate (PDR)	16
	Fatality Index Measurement Units	18
	Fatalities per Vehicle Kilometre of Exposure	18
	Fatalities per Passenger Kilometre of Exposure	19
	Fatalities per Hour of Exposure	21
	Fatalities per Number of Trips	21
	Fatalities per Number of Participants	22
	Fatalities per Population Regardless of Individual Exposure	22
	Fatalities per Total Number of Accidents	22
	Calculation of Fatality Index Using MDR Method	23
	Calculation of Passenger Kilometres Travelled (PKT) of Samples	23
	Calculation of Average Passenger Kilometres Travelled (PKT) in Year 2005	24
	Calculation of Fatality Index	25
III	METHODOLOGY	26
	Research Design	26
	Operational Framework	28
	Subjects or Data Sources	30
	Instrumentation	31
	Data Analysis	32
	Assumptions	33

	Limitations	33
IV	RESULTS	34
	Introduction	34
	Findings	35
	Data Diagnostic	38
	The Reliability of Kilometre Age Data	38
	The Reliability of Passengers Data	39
	The Reliability of Number of Trips Data	40
	The Reliability of Vehicle Kilometres Travelled (VKT) Data	40
	Calculation of PKT	44
	Calculation of Fatality Index	46
V	DISCUSSION & CONCLUSION	51
VI	RECOMMENDATIONS	54
	REFERENCES	55
	APPENDIX	57
	Appendix A: Total Number of Express Buses Tables	57
	Appendix B: Total Number of Trips Tables	70
	Appendix C: Total Number of Passengers Tables	83
	Appendix D: Total Kilometre Age Tables (Obtained from Maintenance Log Book Records)	94
	Appendix E: Total Kilometre Age Tables	104
	Appendix F: Summary Table	114



LIST OF TABLES

		Page
Table 1	Total Kilometre Age, Total Passengers, Total Number of Buses and Total Number of Trips for Sample in 2005	36
Table 2	Number of Deaths for the Year 2005 and 2006 (January – February)	37
Table 3	Bus or Coach Users Casualties: Great Britain 2005	42
Table 4	Non-local Buses and Coaches Passenger Kilometres in Great Britain	45
Table 5	All Casualties: By Road User Type and Severity, 1994 – 1998 Average, 1998 – 2005	48
Table 6	Passenger Casualty Rates by Mode: 1995 – 2004	50
Table 7	Total Number of Buses for Each Companies	57
Table 8	Total Number of Trips for Each Companies	70
Table 9	Total Number of Passengers for Each Companies	83
Table 10	Total Kilometres Age for Each Companies (Obtained From Maintenance Log Book Records)	94
Table 11	Total Kilometres Age for Each Companies	104
Table 12	Summary	114



LIST OF FIGURES

		Page
Figure 1	Vehicles Involved in Road Accidents in Year 2004 in Malaysia	4
Figure 2	Total Number of Accidents According to Bus Category From Year 1998 to 2004 in Malaysia	7
Figure 3	Overall Operational Framework of Study	28
Figure 4	Modes of Travel in the United States of America	43
Figure 5	Passenger Fatality Rates by Each Mode in Great Britain, 1998 - 2004	52



PTTHM
PERPUSTAKAAN TUNKU TUN AMINAH

LIST OF ABBREVIATIONS

ATSB	Australian Transport Safety Bureau
DFT	Department For Transport of United Kingdom
DOT	Department Of Transport of United State
ETSB	European Transport Safety Council
EU	European Union
FHWA	Federal Highway Administration of United State
HDCs	Highly Developed Countries
IHS	Insurance Institute for Highway Safety
JKJR	Malaysian Road Safety Department
JPJ	Malaysian Road Transport Department
KLMT	Kuala Lumpur Mass Transit
LPKP	Malaysian Commercial Vehicle Licensing Board
MDR	Mileage Deaths Rate
PDR	Population Deaths Rate
PDRM	Royal Malaysian Police
PKT	Passenger Kilometres Travelled
PMT	Passenger Miles Travelled
RDR	Registered Deaths Rate
SI	Standard International Measurement of Units
STS	Scottish Transport Statistics
TRL	Transport Research Laboratory
TSGB	Transport Statistics Great Britain
UK	United Kingdom
US	United States of America
VKT	Vehicle Kilometres Travelled
VMT	Vehicle Miles Travelled
WHO	World Health Organization

CHAPTER I

INTRODUCTION

Public transportation industry in Malaysia is expanding to meet population's demand which has increased year by year. Currently, buses, taxis, trains and airplanes represent the major modes of public transportation in Malaysia. However, the main mode of long distance transportation in Malaysia is express buses because it is cheaper and affordable.

Types of Public Buses

There are two types of public buses in Malaysia which are express buses with air conditioned and regular buses which are known as local buses. These two types of buses are used to carry passengers from Kuala Lumpur to any major cities in peninsula Malaysia. In East Malaysia, such as Sarawak and Sabah, these kind of buses carry passengers between the major cities within their states through the local road systems since there are no highways or expressways connecting them unlike in peninsula Malaysia. The express buses with air conditioned are used as a research subject in this study.

Benefits of the Use of Public Transport

Public transport has its own importance to the country. Nowadays, many countries agreed to introduce the use of public transportation among their citizens in order to avoid congestions in major cities due to the presence of private vehicles.

According to the article of Integrated Urban Transportation System by KLMT (2005), Kuala Lumpur is one of the most car-dependent cities in the world. Public transportation in this city of nearly two million people comprises only 20 percent of total motorized travel as compared to 62 percent in Manila, with the total population of 10.2 million and 80 percent in Hong Kong, with the total population of 6.5 million. As a result, the road congestions and street-level pollution in Kuala Lumpur have increased.

Nowadays, one of the integrated transportation strategies to address the issues of urban congestions and environmental concerns are to promote the use of public transport. Therefore, it is important to improve the public transport systems in Malaysia in order to encourage people to use the public transport instead of using the private vehicles for their own safety and other related health and environmental hazards.

Public transportation also offers the largest opportunity and the most efficient means for making major strides in environmental quality awareness without involving direct government regulations, especially as seen in the urban and densely populated suburban areas with the worst pollution.

Shapiro *et al.* (2002) found that, the direct environmental benefits of public transportation come primarily from two factors. Firstly, public transportation systems burn less fuel on a per person/ per mile basis and therefore produce less pollution. Secondly, the diesel fuel and electrical power used in public transportation systems are less polluting, unit-by-unit, as compared to the use of gasoline in most private automobiles, SUVs, and light trucks.

Other benefits from the use of public transport such as buses and rail facilities are reducing overall travel fatality risk compared to the use of autos or private vehicles. This has been agreed by Halperin (1993) where the individual interested in reducing travel risk will use surface mass transport. The society interested in reducing overall travel fatality risk, will encourage the making and use of buses and rail facilities, and discourage the building of new roadways or the increased use of autos.

Hence, in view of the need of a safe transport system, it is important to maintain and enhance this mode of passenger transport. Due to this, the study must

be done to develop the safety index of public transportation (express buses) in Malaysia since the accidents involving express buses in this country is on the rise. By knowing the safety index of public transport (express buses), it can attract more passengers to use the public transport. If the results obtained in this study is better than the safety index in developed countries, this will give more advantage and confidence to the passengers to switch over to the use of public transport.

According to the Malaysian Road Safety Department (*JKJR*) Director, Suret Singh (2005), in Malaysia accidents involving express buses reached an unprecedented average of 406 cases a month in 2004. Bus accident figures rose from 1,963 in 2003 to 4,874 in 2004. Based on the source from the Royal Malaysian Police (PDRM 2005), the total number of accidents involving express buses increased almost 2.5 times from 2003 to 2004. In the year 2004, accidents involving buses contributed 2.2 percent of total accidents (Figure 1) in Malaysia (JKJR 2005, 2006). This is a worrying phenomenon since express bus is the main mode of long distance transportation in Malaysia.

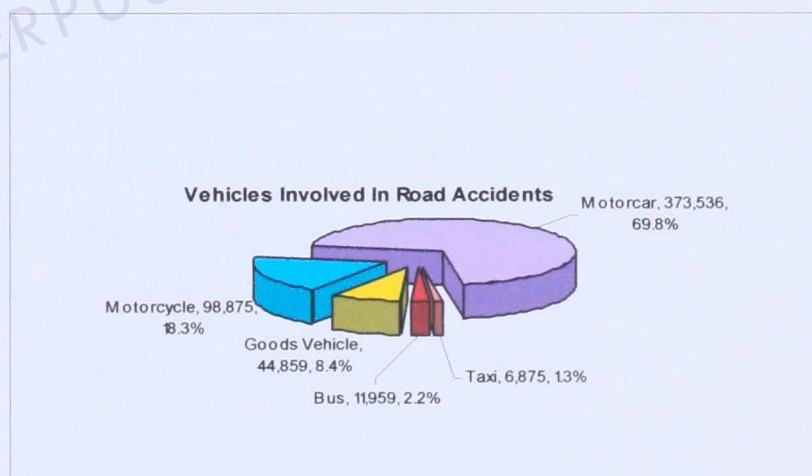


Figure 1: Vehicles involved in road accidents in the year 2004 in Malaysia.

Fatality Index

There are many types of road accidents and one of them is fatal accident. Fatality is defined as a person who is killed and killed is defined as casualties. These casualties sustained injuries which caused death less than 30 days after the accident (TSGB 2005). According to Oxford Minidictionary 3rd Edition (Hawkins 2004), index is defined as a figure indicating the current level of prices and etc. compared to a previous level. In this study, the fatality index of public transport (express buses) in Malaysia is obtained in comparison to other developed countries.

Based on Asian Road Safety Conference Report, fatality index is the number of deaths per road accident (Radin Umar 1993). It shows how much better or worse the vehicle's death rate in the year's analyzed (IIHS 1994). In this study, the chosen unit for the fatality index of public transport (express buses) in Malaysia is passenger kilometres travelled (PKT) or passenger miles travelled (PMT). This is because the PKT unit is suitable to measure fatality index of public transport (express buses) which is known as public transit and this has been agreed by the Federal Highway Administration of the United States (FHWA 2005). Transit travel is measured by passenger miles travelled (PMT), the total number of miles travelled by passengers in transit vehicles.

The benefits from this fatality index comparison are the establishment of targets to aim for as a guideline to improve the current facilities. In order to select achievable targets in long term, it must be compared with developed countries such as United Kingdom, Australia, United States of America and others. This is because, the developed countries known for the lowest fatality rates in the world compared to the developing countries in Asian Region including Malaysia. Based on the state of World Health Report by World Health Organization (WHO 1995), external causes such as accidents and violence accounted for about 4 million deaths, or some 8 percent of the total, again mostly among adults. Developing countries have nearly four times the number of deaths from these causes compared to the developed world.

The developed country chosen as a comparison in this study is United Kingdom. According to Road Safety Minister of Great Britain, Stephen Ladyman, Britain has one of the best safety records in the world with a substantial drop in the number of people who died on Britain's road (DFT 2005).

PROBLEM STATEMENT

Until now, there is no research or study being conducted to establish the fatality index of public transport (express buses) in Malaysia. Due to this, the entire Malaysian citizens did not know how safe the express buses in their country are compared to other developed countries. The improvement on public transport

(express buses) in Malaysia should be given more attention and the fatality index obtained in this study could be used as a guideline or reference. Presently, the available data storage being kept by the Royal Malaysian Police (PDRM 2005) shows only the total number of accidents and deaths exclusive of the safety index especially for express buses (Figure 2) and there is an increase in the total number of accidents involving express buses each year (Nor'aishah 2005). Hence, in-depth study needs to be done to develop the safety index for any travel modes in Malaysia in order to gauge how much better or worse the vehicle's death rates were in the year's analyzed.

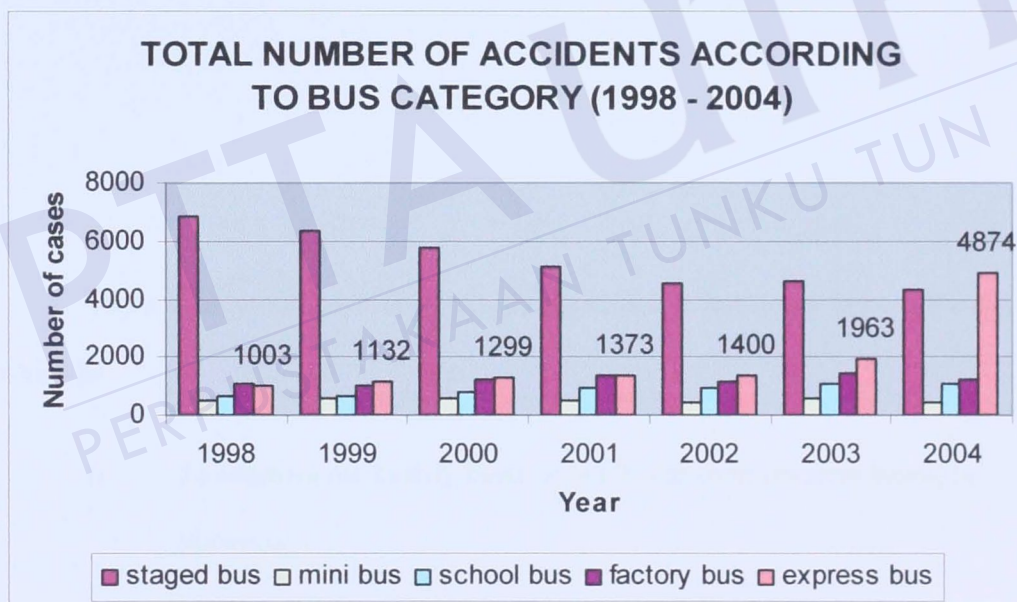


Figure 2: Total number of accidents according to bus category from year 1998 to 2004 in Malaysia.

RESEARCH QUESTION

Based on this research title, there are two research questions needed to be answered at the end of this study as follows:

- i) What is the fatality index of public transport (express buses) in Malaysia?
- ii) How safe the public transport (express buses) in Malaysia as compared to other developed countries?

OBJECTIVE

There is only one main objective in this research that needs to be achieved, which is:

- i) To establish the fatality index of public transport (express buses) in Malaysia.

THE IMPORTANCE OF THE STUDY

There are many importances of this study and the main one is to develop the safety index by establishing fatality index of public transport (express buses) in Malaysia and compares it to other developed countries. As such, the actions can be done in upgrading and improving the safety level of public transport (express buses) in Malaysia if the fatality index shows the negative results as compared to other developed countries. Besides, in future, the public transport can be one of the most important solutions to decrease the traffic congestions and street-level pollution especially in urban and major cities in Malaysia. This has been done by developed countries such as the United states of America. Their citizens have realized the importance of public transports role in their countries. So it is important to develop the safety and fatality index in order to encourage people using express buses rather than private vehicles.

Since there has been no study being done regarding this topic, the findings in this study which is to establish the fatality index of public transport (express buses) in Malaysia could be used as a reference or a guideline for any researchers to expand the use of fatality index in their study for more details in future.

SCOPE OF STUDY

There are some limitations that need to be followed in this study. This study is only limited for public transport which focuses on express buses in Malaysia. The fatality index obtained from this study is to be taken for comparison purposes with other developed countries such as the United Kingdom. The data obtained and used in this study is only for the year 2005.

DEFINITION OF TERMS

1. **Fatality** According to TSGB (2005), fatality defines as a person who is killed and killed defines as casualties who sustained injuries which caused death less than 30 days after the accident.
2. **Index** According to Oxford Minidictionary 3rd Edition (Hawkins 2004), Index defines as a figure indicating the current level of prices and etc. compared to the previous level. In this study, the fatality index of public transport in Malaysia obtained is compared to other developed countries.
3. **Fatality index** According to Asian Road Safety Conference Report (Radin Umar 1993), fatality index is the number of deaths per road accident. In this

study, the chosen unit for the fatality index of public transport (express buses) in Malaysia is passenger kilometres travelled (PKT).

4. **Passenger kilometres travelled** According to the TSGB (2005), passenger kilometres travelled is the total distance travelled annually by passengers by all modes of transport.
(1 passenger kilometre is equal to 1 person travelling 1 kilometre).
5. **Mileage Deaths Rate (MDR)** MDR is generally defined as fatalities per 100 million vehicle miles, reported annually. MDR calculates deaths per mile of vehicle travel (Halperin 1993).
6. **Registered Deaths Rate (RDR)** RDR is defined as annual fatalities per 10,000 motor vehicles (Halperin 1993). The RDR method does not take the passenger as the item in a calculation and it is normally making the risk comparison of vehicle where the unit is in per vehicle, for example, fatalities per airplane or fatalities per bus.
7. **Population Deaths Rate (PDR)** PDR is defined as annual fatalities per 100,000 people in the population. PDR reports the number of fatalities from a particular cause relatively to the number of people then living. It is generally reported annually, for the population of a politically designated territory, or a subpopulation thereof. The units are in annual deaths per 100,000 population (Halperin 1993).

REFERENCES

- Anil, Bhagat, 2006. International & Analysis Department for Transport, Road Accident Statistics (SR5). <http://www.dft.gsi.gov.uk>.
- Australian Transport Safety Bureau (ATSB), 2005. Discussion Paper on Cross Modal Safety Comparisons. <http://www.atsb.gov.au>.
- Department for Transport of United Kingdom (DFT), 1999. Comparative Transport Safety Statistics. <http://www.dft.gov.uk/transtat>.
- Department for Transport of United Kingdom (DFT), 2005. Bus and Light Rail Statistics GB. <http://www.dft.gov.uk/transtat>.
- Department for Transport of United Kingdom report 2005 (DFT),2006. Road Casualties Great Britain 2005. <http://www.dft.gov.uk/transtat>.
- Department for Transport of United Kingdom (DFT), 2006. Public Transport Statistics Bulletin Great Britain: 2006 Edition. <http://www.dft.gov.uk/transtat>.
- European Transport Safety Council (ETSC), 2003. Transport Safety Performance in The EU A Statistical Overview. European Transport Safety Council. <http://www.etsc.be>.
- Federal Highway Administration (FHWA), 2004. Targeting Highway Fatalities. <http://www.fhwa.dot.gov>.
- Federal Highway Administration (FHWA), 2005. Definition of Fatality Index. <http://www.fhwa.dot.gov>.
- Global Traffic Safety Trust (GTST), 1998. Reflections on the Transfer of Traffic Safety Knowledge to Motorising Nation. Melbourne: Australia. <http://www.atsb.gov.au>
- Halperin K., 1993. A Comparative Analysis of Six Methods for Calculating Travel Fatality Risk. Volume 4. <http://www.piercelaw.edu/risk/vol4/winter/halperin.htm>.
- Hawkins, M.J., 2004. The Oxford Minidictionary 3rd edition. United Kingdom: Oxford University Press.
- Jacobs G., Aeron-Thomas A. and Astrop A., 2000. Estimating Global Road Fatalities. TRL Report 445. http://www.trl.co.uk/store/report_list.asp.trl445.
- Kuala Lumpur Mass Transit (KLMT), 2005. Integrated Urban Transportation System. http://www.kiat.net/mass_transit.

- Malaysian Road Safety Department Report 2005 (JKJR), 2006. *Perangkaan Kematian Jalan Raya Bagi Tahun 2005 Hingga 2006 (Jan – Feb)*.
<http://www.panducermat.org.my>.
- Malaysian Commercial Vehicle Licensing Board (LPKP), 2006. *Jumlah dan Jadual Laluan Bas Ekspres Mengikut Syarikat Tahun 2005*.
- Nor'aishah A.B., 2005. Problem of Sleepiness & Express Bus Drivers. Road Safety Council Meeting 2005. Kota Kinabalu: Sabah.
- Radin Umar R.S., 1993. Impacts of Ride – Bright Campaign and Regulation on Motorcycle Accidents in Malaysia. Kuala Lumpur: Malaysia.
- Royal Malaysian Police (PDRM), 2005. *Statistik Kemalangan Jalanraya*.
<http://www.rmp.gov.my>.
- Shapiro J. Robert, Kevin A. Hassett and Frank S. Arnold, 2002. Conserving Energy and Preserving the Environment: The Role of Public Transportation.
<http://www.apta.gov>.
- Scottish Transport Statistic Report (STS), 2005. No. 24: 2005 Edition. Part 37.
<http://www.scotland.gov.uk/publications/2005/08>.
- Suret Singh., 2005. Statistic for Small or Developing Countries.
[http://www.dsa.au/road safety statistic for australia.htm](http://www.dsa.au/road%20safety%20statistic%20for%20australia.htm).
- The Insurance Institute for Highway Safety (IIHS), 1994. Fatality Index.
<http://www.iihs.dot.gov>.
- Transport Statistics Great Britain (TSGB), 2005. Eight annual Edition.
<http://www.dft.gov.uk/stellent/transtat/trends>.
- U.S. Department of Transportation (DOT), 2005. Journal of Transportation and Statistics. Volume 8, no. 3. <http://www.bts.gov/publications>.
- World Health Organization (WHO), 1995. International Injury and Fatality Statistics. <http://www.nhtsa.dot.gov>.