

# 4

## MEDICINAL BIOTECHNOLOGY IN ANTIBIOTICS

*Nur Nazatul Najwa binti Hairol, Nurul Aini binti Adnan, Siti Aishah binti Norhelmi, Elizah  
Mohamed, Noor Akhmazillah Mohd Fauzi*

Department of Chemical Engineering Technology,  
Faculty Engineering Technology,  
University Tun Hussein Onn Malaysia,  
Pagoh Higher Education Hub,  
KM 1, Jalan Panchor,  
84600 Muar, Johor, Malaysia.

**Abstract-** *In the course of the most recent decade, the rise and spread of antibiotic resistance in bacteria has prompted another dread in the logical and medical communities as among individuals from the overall population. The development of biotechnology in producing antibiotics enhances the growth in the country's economy, society and pharmaceutical industry. Antibiotics such as penicillin which are commonly used in some drugs against pathogens are naturally created by microorganisms, while non-antibiotic antibacterial drugs like antiseptics and sulfonamides are fully synthetic. Rationally there are some benefits from the use of antibiotics. In general, antibiotics are classified as an integral class of antibacterial that are specifically used more in medical products and also in animal feed. In addition, advances in the human pharmaceutical industry will probably produce a detailed base understanding of the antibiotics for the individual and populations in the near future. The aim of this study is to provide an overview on antibiotics starting from its introduction, biotechnology used, advantages and antibiotics effects to today's society.*

**Keywords—***antibiotics, penicillin, fermentation, bacterial, pharmaceutical industry*

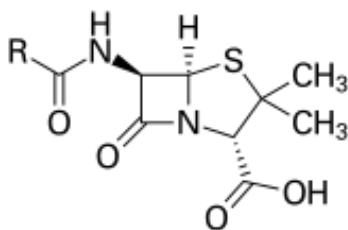
### 4.1 INTRODUCTION

An anti-microbial is a kind of antimicrobial medication that is dynamic against bacteria, and is the best type of antibacterial agent for bacterial disease control. Anti-microorganism is an operator that kills or stops the development of microorganisms. Antimicrobial medications might be gathered by the microorganisms they act principally against. Antibiotic drugs are generally used to treat these infections and to evade them. They can either kill or repress bacterial development. Few antibiotics have antiprotozoal movement, as well. Antibiotics are not powerful against infections, for example, regular cold or flu that is usually caused by viral infections. The so-called antiviral drugs or antiviral medications rather than antibiotics are medications that are used to kill viruses. Most antivirals are utilized for normal viral diseases, while an antiviral with a wide range is effective against a wide assortment of viruses.

Antibiotics are commonly used to apply to any drug used against pathogens, but antibiotics (such as penicillin) are naturally created (by one microorganism battling another), while non-antibiotic antibacterial (such as sulfonamides and antiseptics) are fully synthetic. Nonetheless, both types have the same goal of destroying or stopping microorganisms from developing and both are used in antimicrobial chemotherapy. Antibacterials include antiseptic medicines, antibacterial soaps and chemical disinfectants, while antibiotics are an integral class of antibacterials used more specifically in medical products and also in animal feed.

#### 4.1.1 Types of Antibiotics

Penicillin (PCN or pen), as shown in Figure 1, was discovered as the first antibiotic. It is a group of antibiotics originally extracted from specific moulds known as penicillium moulds; which includes penicillin G (intravenous use), penicillin V (oral use), penicillin procaine and penicillin benzathine (intramuscular use). Examples of this type of antibiotics: phenoxymethylpenicillin, flucloxacillin and amoxicillin [17].

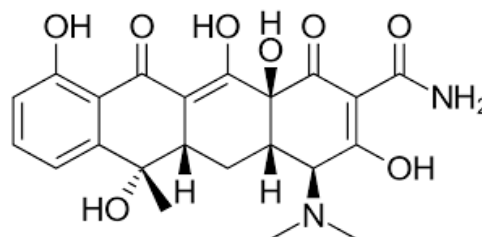


**Figure 1:** Structure of Penicillin, discovered by Alexander Fleming in 1928.

Cephalosporins are used in the treatment of diseases caused by bacteria susceptible to this particular antibiotic type. It can be used in patients who are resistant to penicillin due to the different  $\beta$ -lactam antibiotic structure. The drug can be excreted in the urine. Example of cephalosporins: cefaclor, cefadroxil and cephalixin [17].

Tetracyclines are a gathering of wide range anti-infection combined with a particular fundamental structure, either legitimately detached from a few types of *Streptomyces* microscopic organisms or semi-artificially from these disengaged combinations. Tetracycline, as shown in Figure 2, is an antimicrobial used to treat an assortment of diseases including acne, cholera, brucellosis, plague, syphilis and malaria. They are sold among others under the brand name Sumycin. Examples of

tetracyclines are tetracycline, doxycycline and lymecycline [17].



**Figure 2:** Structure of tetracycline.

Besides, there are other types of antibiotics available such as aminoglycosides, macrolides, clindamycin, sulfonamides, metronidazole, tinidazole, quinolones and nitrofurantoin [17].

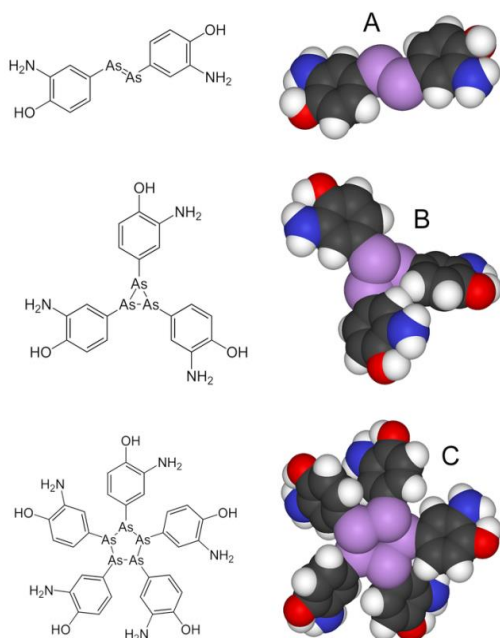
#### 4.1.2 History of Antibiotics

Before the beginning of the twentieth century, remedies for diseases were largely based on herbal folklore. Mixtures with antimicrobial properties used in infection treatments were identified more than 2000 years ago. Numerous antiquated societies, including the old Greeks and Egyptians, utilized uniquely chosen plant and form materials and concentrates to treat diseases. The discovery of synthetic antibiotics from dyes started the utilization of antibiotics in present day's medication.

Research and development of antibacterials in synthetic antibiotic chemotherapy began in Germany in the late 1880s by Paul Ehrlich. Ehrlich noticed that some dyes would stain human, animal, or bacterial cells, while others would not. He at that point proposed the possibility that synthetic concoctions could be delivered that would fill in as a specific medication that would tie to and devastate microorganisms without hurting the human host. He created a restoratively helpful medication presently called arsphenamine as the main manufactured antibacterial organoarsenic compound salvarsan, in 1907 in the wake of screening many colors against various species.

This heralded the age of antibacterial treatment which began in 1907 with the discovery of a series of arsenic-derived synthetic antibiotics by both Alfred Bertheim and Ehrlich. To treat trypanosomiasis in mice and disease with spirochaeta in hares, Ehrlich and Bertheim had explored different avenues regarding different color determined synthetic compounds. While their initial mixes were excessively poisonous, in their arrangement of

examinations Ehrlich and Sahachiro Hata, a Japanese bacteriologist working with Erlich in the quest for a prescription to treat syphilis, made progress with the 606th compound [17]. In 1910, at the Congress for Internal Medicine in Wiesbaden, Ehrlich and Hata announced their discovery, which they called drug "606." Toward the end of 1910, the Hoechst company began selling the compound under the name Salvarsan, presently known as arsphenamine. The medication was utilized in the primary portion of the twentieth century to treat syphilis. The structure of arsphenamine is shown in Figure 3.



**Figure 3:** Structure of arsphenamine, otherwise called salvarsan, found in 1907 by Paul Ehrlich.

In 1932 or 1933, a research group led by Gerhard Domagk made the first sulfonamide and the first fundamentally dynamic antibacterial drug, Prontosil, at the Bayer Laboratories of the IG Farben group in Germany, for which Domagk received the Nobel Prize in Physiology or Medicine in 1939. Prontosil's active drug, sulfanilamide, was not patentable because it had been in use for several years in the dye industry. Prontosil had a fairly large impact on Gram-positive cocci, but not on enterobacteria. This success has inspired work space. The discovery and advancement of this drug with sulfonamide marks the beginning of the antibacterial use in medications.

## 4.2 BIOTECHNOLOGY IN ANTIBIOTICS

Creation of antibiotics has contributed to the progress in science, hence now antibiotics are being able to be recreated and enhanced in research facility settings. Since the revelation of penicillin by Alexander Fleming, and the endeavors of Florey and Chain in 1938, enormous scope, pharmaceutical creation of anti-toxins has been made conceivable. Similarly, as with the underlying disclosure of penicillin, most anti-infection agents have been found. Anti-microbial creation can be assembled into three techniques: natural fermentation, semi-synthetic, and synthetic. As an ever-increasing number of microorganisms keep on creating protection from as of now delivered anti-toxins, innovative work of new anti-infection agents keeps on being significant. Notwithstanding innovative work into the creation of new anti-toxins, repackaging conveyance frameworks is essential to improving adequacy of the anti-infection agents that are right now delivered. Upgrades to this field have seen the capacity to include anti-infection agents legitimately into implanted devices, aerosolization of anti-infection agents for direct conveyance, and blend of anti-toxins with non-antibiotics to improve results. The expansion of anti-infection safe strains of pathogenic microscopic organisms has prompted an expanded desperation for the subsidizing of innovative work of anti-infection agents and a craving for creation of new and better acting anti-infection agents.

### 4.2.1 Industrial Production Techniques

#### 4.2.1.1 Fermentation

Before fermentation can start, the ideal anti-infection creating life form must be secluded also, its numbers must be extended. A starter culture from an example of recently confined, cold-put away life forms must be made in the lab. Life form is moved to an agar-containing plate to develop the underlying colony. The underlying colony is then placed into shake flacons alongside nourishment furthermore, various enhancements significant for advancement. Thus, this will produce a suspension, which can be moved to seed tanks for an additional development [18].

The seed tanks are steel tanks that provide an optimal condition for microorganisms to grow. They are equipped

with all the necessities needed by the specific microorganism including the warm water and also starch nourishments such as lactose or glucose sugars for the microorganism to grow and reproduce [18]. Moreover, other fundamental carbon sources, for example, acidic corrosive, nitrogen sources like smelling salts and alcohols or hydrocarbons happened to be contained in that also. Growth factors such as amino acids, vitamins, and minor nutrients balance the organization of the seed tank substance. To keep the advancement medium moving, the seed tanks are furnished with blenders and a pump to pass on sanitized, sifted air. Then, material in the seed tanks is moved to the essential fermentation tanks after around 24-28 hours [18].

As illustrated in Figure 4, the fermentation tank which can hold around 30,000 gallons is larger than a seed tank. It is stacked up with a comparable improvement media found in the seed tank and gives a conducive space for the microorganism to reproduce, grow and . multiply [18]. During this activity, they produce enormous quantities of antibiotics. The tanks are conditionally cooled to maintain the temperature between 73-81° F (23-27.2 ° C). It is continually agitated and a consistent stream of cleaned and filtered air is channeled into it. Anti-foaming agents are also occasionally added into the tank from time to time. As pH is one of fundamental controls for ideal development, acids or bases are added to the tank accordingly [18].

After three to five days, a large quantity of antibiotics are yielded at the end of the fermentation process and the next step of the isolation procedure can take place. Depending upon the type antibiotics produced, they are isolated by different purification steps. For example, an ion-exchange procedure is used to purify antibiotics which are water soluble. Firstly, the compound is separated from the waste characteristic materials in the stock and a while later sent through apparatus, which segregates other unwanted water-soluble substances from the desired antibiotics. A solvent extraction procedure is used to separate an oil-soluble antibiotic like penicillin. In this method, the stock is treated with natural solvents, for instance, butyl acetic acid derivation or methyl isobutyl ketone, which can explicitly break down the antibiotic [18]. The dissolved antibiotic is then recovered using a few types of organic chemicals. Upon completion of the process, a powdered form of antibiotics are yielded, which will undergo further process to produce different types of antibiotic products [18].

Antibiotics can be produced into different types of formulations. They can be sold in the form of solution in intravenous packs or syringes, gel capsules or in pill, or they may be sold as powders, which are solidified into topical treatments [18]. Depending upon the final form of the antibiotics, different refining steps may be taken. For intravenous packs, the crystalline antibiotics powders are processed into solution form and separated into different bags before being airtight sealed. For gel capsules, the powdered antibiotics are filled up to the top half and are unequivocally set up. Besides being taken orally and intravenously, antibiotics can also be used topically by mixing the antibiotics with certain ointments. After being packed in different forms, they are moved to the last packaging stations whereby they are put in boxes. They are piled up on trucks and moved to various traders, clinical facilities, and medication stores. The entire technique of maturing, recovery, and getting ready can take five to eight days [18].

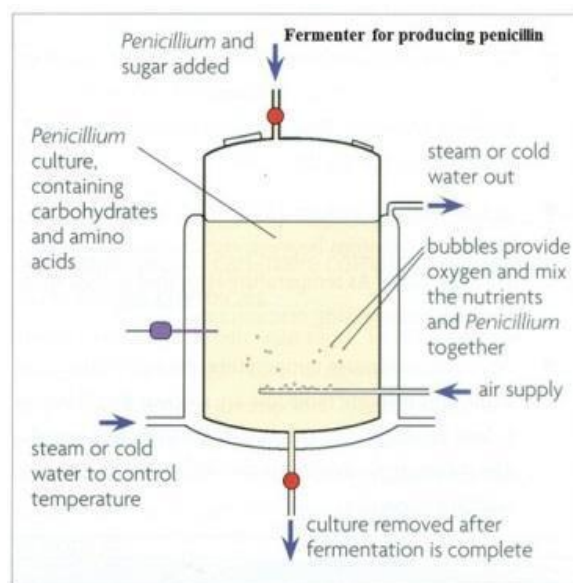
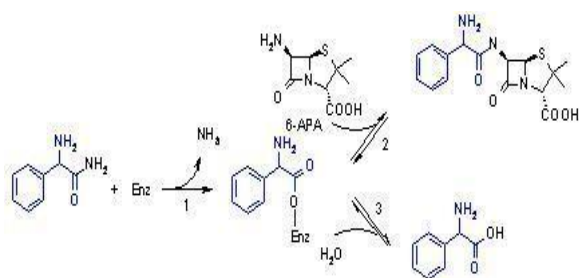


Figure 4: Fermentation of penicillin [19].

#### 4.2.1.2 Semi-synthetic: Production by Biocatalyst

A typical type of antibiotic production in present day times is semi-synthetic. Semi-synthetic production of anti-infection agents is a mix of common aging and research facility work to amplify the antibiotic. Expansion can happen through adequacy of the medication itself, measure of antibiotics created, and strength of the anti-toxin being delivered. Contingent upon the medication being delivered and a definitive use of said antibiotic figures out what one is endeavoring to create.

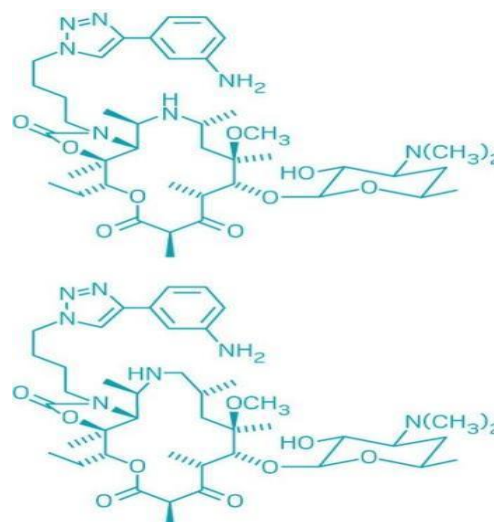
A case of semi-synthetic creation includes the medication ampicillin. A  $\beta$ -lactam antibiotic simply like penicillin, ampicillin was created by including an expansion amino gathering (NH<sub>2</sub>) to the R gathering of penicillin. The synthesis of a  $\beta$ -lactam antibiotic is illustrated as in Figure 5. This extra amino gathering gives ampicillin a more extensive range of utilization than penicillin. Methicillin is another subordinate of penicillin and was found in the late 1950s, the key distinction among penicillin and methicillin being the expansion of two methoxy gatherings to the phenyl gathering. These methoxy bunches permit methicillin to be utilized against penicillinase delivering microorganisms that would some way or another be impervious to penicillin.



**Figure 5:** Development (1) and cleavage (2) of the acyl-compound center during penicillin acylase catalyzed synthesis of  $\beta$ -lactam anti-toxins. The acyl-protein can comparably be isolated by water (3), an undesirable reaction that prompts hydrolysis of the side chain precursor, rather than synthesis [20].

#### 4.2.1.3 Synthetic Antibiotics

Not all antibiotics are fully created from microbes, as some of them are made totally artificially. Macrolide, as seen in Figure 6, is one of the examples which was created synthetically in the Myers lab [21]. Other than that, nalidixic corrosives which are one of these incorporate the quinolone class, regularly attributed as the first to be found. Like different antibiotics before it the revelation of nalidixic corrosive has been credited to a mishap, and was found when George Lesher was endeavoring to orchestrate chloroquine. Besides, an ongoing examination concerning the beginning of quinolones has found that a portrayal for quinolones occurred in 1949 and that licenses were recorded concerning quinolones exactly 5 years before Lesher's disclosure.



**Figure 6:** The structure of macrolide [21].

#### 4.2.1.4 Quality control

Quality control is of most over the top essentialness in the formation of anti-toxins. Some steps must be taken to guarantee that unequivocally no sulling is introduced at whatever point during creation since it consolidates a maturation method. To this end, the medium and the total of the taking care of gear are inside and out steam cleaned. During collecting, the nature of the noteworthy number of blends is disapproved of for a standard reason. Of unequivocal hugeness are visit checks of the state of the microorganism culture during development. These are developed using diverse chromatography methodology. In like manner, diverse physical and invention properties of the finished thing are checked, for instance dissolving point, sogginess content and pH.

In the United States, antibiotic production is especially coordinated by the Food and Drug Administration (FDA). Essential testing must be done dependent upon the application and sort of antimicrobial. For instance, the FDA requires that for explicit anti-infection agents each gathering must be checked by them for sufficiency and flawlessness. Essentially after they have ensured the bundle would have the option to be sold for general usage.

### 4.3 ADVANTAGE OF ANTIBIOTICS

Antibiotics are miracle drugs, for sure. When presented during the 1940s, the numbers and the seriousness of disease and death from bacterial disease such as pneumonia drastically showed a decrease. Around 100 kinds of antibiotics agents and each of them

has the capacity to focus on specific sorts of diseases. They either dispense with bacteria or shield them from duplicating. With the above points turn to benefits of antibiotics, there is also work that can't be done by antibiotics which it can't battle with diseases such as colds, flu, upper respiratory contaminations. This is also including hypersensitivities, many earaches, and most sore throats which is not because of strep.

The antibiotics have a low rate of gastrointestinal side effects which can be utilized comprehensively by all age groups. They are also safe in the pregnancy time frame as well, they have improved acid stabilities. They don't make problems in the tissue and the intracellular entrance and little amounts of antibiotics are used as the food preservatives.

#### 4.3.1 Acute Bacterial Infections

The advantages of antibiotics have been most clearly found in those intense bacterial contaminations which had a high mortality before the introduction of antibiotics. In endocarditis, the mortality was practically 100% before 1990 and is roughly 20% in general in 2010, however demise as a rule is because of cardiac failure or embolic difficulties rather than unsuccessful antibiotic treatment. In 1990, 90% of the mortality rate from bacterial meningitis had been diminished to 8–20% in 2010. Besides, the mortality from exceptional osteomyelitis has lessened from half to one percent. In the most recent quite a few years, for the decreased respiratory horribleness and expanded life span, the brief utilization of effective antibiotics in cystic fibrosis has been seen as a significant purpose in the course [4]. Around 80% of cases of new *Pseudomonas aeruginosa* contamination can be accomplished by various combinations of oral, inhaled and intravenous antibiotics as in effective annihilation [5]. For the controlling chronic *P.aeruginosa* contamination, the specialist had utilized inhaled antibiotics with twice day by day colistin or tobramycin solution and the lung capacity will preserve thus decline all the requirement for extra intravenous treatments [6]. Acute respiratory intensifications are generally treated right on time with two intravenous antibiotics that have different components of action which are to lessen the potential for engaging bacterial block from frequent treatment and the other one to benefit from any potential antibiotics' cooperative energy [7]. There is significant benefit related with antibiotics treatment in intensifications of chronic obstructive pulmonary disease. Endodontics might be

required therapeutic antibiotics to usable treatment as a subordinate when there are symptoms of pyrexia as well as gross local pulp swelling [8]. Most patients with intermittent uncomplicated urinary tract contamination (UTI) caused by the typical uropathogens *Escherichia coli*, *Staphylococcus saprophyticus*, *Klebsiella pneumoniae* and *Proteus mirabilis* might be dealt with effectively by family physicians [9]. When hazard factors for confounded UTI are available, the authority referral for repetitive uncomplicated UTI is shown. The early inception of wide range antibiotics has been demonstrated to be critical during the systemic inflammatory response (SIR) phase of infection in preventing the advancing procedure of sepsis. Mortality is significantly brought down when appropriate antibiotics are prescribed early in surgical sepsis [10].

#### 4.3.2 Antibiotic Prophylaxis

There are numerous different infections in which morbidity and the genuine results of spread, both fundamentally in singular patients and to others within the community, have been impressively lessened. This included the utilization of antibiotics prophylaxis for bacterial meningitis in high risk patients [11]. Ceaseless low-portion antibiotic prophylaxis is effective at preventing UTIs. It is commonly concurred that viral initiated respiratory tract harm may encourage optional bacterial infection. To prevent optional bacterial tainting, the prophylactic treatment with daily oral flucloxacillin is utilized to lessen the commonness of *Staphylococcus aureus* disease in cystic fibrosis patients when the patient has an assumed intense viral respiratory contamination [12]. The chance of optional disease with basic respiratory pathogens such as haemophilus influenzae and streptococcus pneumonia should be covered by the utilization of oral antibiotics toward the beginning of mellow "viral" respiratory intensifications. Ciprofloxacin might be endorsed to attempt if the patient has chronic *P. aeruginosa* contamination and to prevent a *Pseudomonas*-associated deterioration [13]. Examples of antibiotics prophylaxis used in high risk procedures are tabulated in Table 1.

##### 4.3.2.1. Surgical site infection

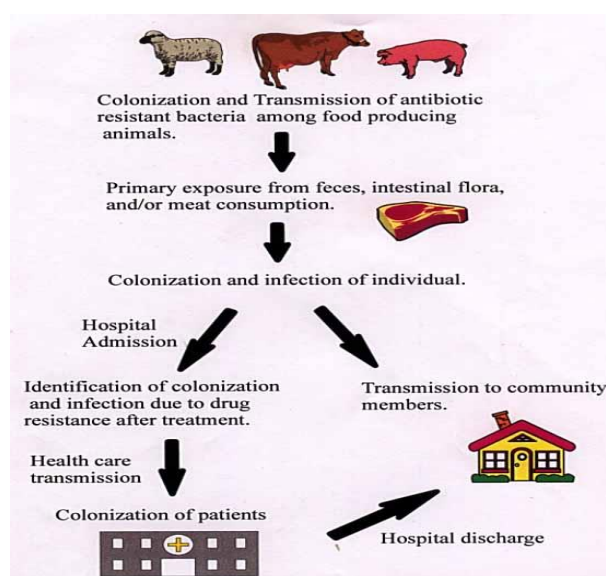
In spite of the fact that it is as yet substandard compared to great surgical and aseptic method, antibiotic prophylaxis in high risk surgical patients. The decision of antibiotics

relies upon the most probable organisms to be encountered; the type of operation; the likelihood of the development of resistance. Wide range cephalosporins are broadly utilized by and large and orthopedic surgery particularly when prosthetic material is being embedded, and given at the hour of enlistment to counter the expected organisms at time of defilement from liver enzyme induction. Long-term prophylaxis is valuable in patients on immunosuppressive treatment and in post splenectomy patients. The little risk (1%) but >50% mortality from overpowering post splenectomy disease by blood-borne exemplified organisms is prevented [14].

**Table 1:** Examples of antibiotics prophylaxis [5].

Operation	Infection site	Likely organisms	Prophylactic antibiotics
Colectomy	Wound	<i>E. coli</i> , Anaerobes, <i>Bacteroides</i>	Cefuroxime, Metronidazole
Hip replacement	Prosthesis	<i>Staph. aureus</i>	Cefuroxime
Bladder instrument	Urinary tract	<i>E. coli</i> , <i>Klebsiella spp</i>	Gentamicin
ERCP	Biliary tract	<i>E. coli</i>	Ciprofloxacin
Vascular graft	Graft	<i>Staph. aureus</i> , <i>Staph. albus</i>	Cefuroxime

**4.3.3 Effects on animal feed**



**Figure 7:** Flowchart of how antibiotics effects on animal feed [22].

Antibiotics have been utilized in creature feed for around fifty years, yet in addition as a development advancing operator and improvement in execution. Antibiotic medications, penicillin, streptomycin and bactrican before long started to be regular added substances in feed for domesticated animals and poultry. At present, the accompanying antibiotics are utilized in domesticated animals and poultry feed. For instances erythromycin, tylosin, bacitracin, chlortetracycline, oleandomycin, oxytetracycline, streptomycin, bambamycins, procaine penicillin, virginamycin and neomycin sulfate. Notwithstanding these anti-toxins, which are of microbial cause, there are other artificially incorporated antimicrobial specialists that are additionally in some cases utilized in creature takes care of. These incorporate three significant classes of mixes which are arsenical, nito-furan, and sulfa mixes. Arsenical mixes incorporate arsanilic corrosive, 3-nitro-4-hydroxy phenylarsonic corrosive, and sodium arsanilate which is nitro-furan mixes incorporate furazolidone and nitro-furazone, sulfamethazine, sulfathiazole, and sulfaquinoxaline. Antiprotozoal agents as different synthetic compounds are utilized to avert histomoniasis and coccidiosis in chickens and turkeys. At a rate of 2 to 50 grams to improve execution in the creatures, antibiotics are utilized consistently in creature feed for each ton. The reasons incorporate an increasingly proficient transformation of feed to creature items, an expanded development rate and a lower dismalness/death rate by and large. When the spread of a specific illness is uncontrolled, the degrees of antibiotics are regularly expanded to 50 to 200 grams per ton or more as well as when explicit sicknesses are being focused. The levels are likewise expanded in the midst of pressure thus when the risk of an illness is no more, the expanded sum is regularly diminished [15].

The advantages of antibiotics in animal feed incorporate expanding productivity and development rate includes treating clinically wiped out creatures and forestalling or diminishing the rate of irresistible infection. By a wide margin the significant utilization of anti-infection agents among these, be that as it may, is expanded productivity, for example an increasingly effective transformation of feed to creature items, and an improved development rate. For instance, in chicken feed, considerable improvement in egg production,

feed effectiveness and hatchability had been shown by penicillin and antibiotic medication. However, there is no huge impact on mortality. On the other side, chlortetracycline, oxytetracycline and penicillin show an improved development rate, yet little impact on mortality additionally. When all is said in done, antibiotics are utilized normally for expanded productivity and development rate than to battle explicit illnesses.

There is no doubt that the usage of antibiotics in animal feed increases the production and growth rate of livestock farming. However, there are risks of using antibiotics in animal feed over a period of time as the animals may develop antibiotics resistance against the antibiotics they are fed on. As seen in the Figure 7, the resistant bacteria may be transmitted to other animals through many transmission modes, thus forming a colonization of the resistance bacteria. Eventually, the bacteria may be transmitted to humans and survive to form multi-drug resistance. At worst, multiple infections could be formed and potentially produce a supergerm which is resistant to many drugs due to resistance sharing between bacteria [22].

#### **4.3.4 Counteraction of infection transmission**

Sicknesses can be spread really quickly since the livestock and poultry share water and feed troughs and look for close contact with one another by licking, laying on one another and in any event, scouring noses and noses. During dangerous situations likewise weaning from the mother, some of the time, veterinarians prescribe utilizing antibiotics to forestall illnesses now and again when domesticated animals. Preventive activities such as swift, frequently mean a livestock will get less antibiotics than they would have on the off chance that they had not gotten a preventive portion.

#### **4.4 EFFECTS OF ANTIBIOTICS TO TODAY SOCIETY**

In the course of the most recent decade, the rise and spread of antibiotic resistance in bacteria has prompted another fear in the logical and clinical networks just as among individuals from the overall population [1]. Every now and again articles and news that have overemphasized the high mortality of people in the following future due to multidrug-safe bacteria are distributed in newspaper and in the media, alongside a rundown of dire measures to be taken to develop new anti-

infection agents and control anti-infection opposition so as to beat this circumstance. Indeed, even today, when patients are biting the dust due to anti-infection bacteria, antibiotics have no huge malicious impacts for the patient.

Yet, when society got acclimated with having antibiotics as a major aspect of individuals' standard human healthcare, the dread of getting infected from irresistible diseases diminished and the job of antibiotics. Furthermore, numerous antibiotics were acquainted with be managed orally, and as the availability of modest medications expanded, antibiotics prescriptions began to rise, arriving at impossible degrees of unjustified consumption. Nearly everyone was taking anti-infection agents, but since most clinicians and patients in the network were absolutely uninformed of any applicable harmfulness, they kept on consumed them, including for self-prescription, unafraid. For a given patient affected especially by high-risk bacteria that are resistant to regular drugs, better clinical administration of antibiotics harmfulness could be handily implemented and checked in this twenty-first century [1].

Antibiotics are as often as possible recommended in essential consideration for intense youth sickness, where there is proof of constrained clinical adequacy. Moral ways of thinking support the requirement for specialists to think about the upcoming future society which includes future patients when treating nowadays people. Besides, to squander antibiotics, it is obviously wrong in conditions where they are clinically inadequate to the detriment of people in the future generally [2]. In the United Kingdom (UK), antibiotics are exceptionally managed and most are just accessible on solution from hospital experts [2]. In any case, with 74% recommended in primary care, their utilization stays high. Most kids with intense disease in the UK whose guardians look for clinical guidance are seen by general specialists (GPs). 33% of these meetings bring about antibiotics remedy, regardless of most intense youth disease acting naturally restricting, with next to no profit by treatment with antibiotics. With all the points above, there are some considerations of antibiotics' impact towards today's society.

##### **4.4.1 Effects on medical officer**

Guardians and medical experts share key objectives in intense youth diseases which are evacuation of pain, resolution of symptoms and evasion of serious results. On top of that, there will be circumstances where antibiotics



are probably going to give some advantages as they are effective and essential medicines for people nowadays. Unfortunately, distinguishing these circumstances is regularly troublesome, especially in primary care.

'Gut nature' and clinician experience are likewise an important measure. Nonetheless, it will stay hard to separate between a disease that is probably going to resolve immediately and the other one that may leave some defenseless kids to complexities without any treatment and to see the benefits from antibiotics. By the way, proof exists to illuminate these assessments. For example, in intense otitis media, peruses show little proof for amplexness of antibiotics. The vast majority of the children are showing signs of improvement in 24 hours paying little psyche to antibiotics. Besides, brief treatment shows no impact on rate of agony, deafness, tympanic layer puncturing or repeat. In any case, GPs would need to treat about 5000 youngsters forestall one episode [3]. Antibiotics appear to have most advantage in kids with bilateral acute otitis media who are aged 2 years old and below where four episodes should be treated for one extra valuable result (NNTB), and in kids of any age with otorrhoea (NNTB 3) [2].

In view of this evidence, it is obvious that proficient rules prescribe a prohibitive way to deal with antibiotics use in circumstances of this sort. In treatment of most youth acute otitis media, PHE36 and NICE37 rules suggest 'no antibiotics' or 'deferred antibiotics' [2]. Quick antibiotics are suggested genuinely for youngsters with otorrhoea and kids aged underneath 2 years old.

#### 4.4.2 Effects on individual

As opposed to most other clinical medicines, antibiotics produce a few prominent externalities. To add complexity to most other medical treatments, antibiotics produce a few notable externalities. On top of that, some of these positive effects on others likewise the utilization of antibiotics for certain contaminants can prevent the spread of disease and antibiotic treatment permitting people to come back to work to keep up a profitable community. Endorsing antibiotics does not influence just those individuals. The present spotlight on tolerant focused consideration and shared dynamic stresses the high worth set on decision and individual independence [2]. However, the risk of harm from antibiotics may not be disclosed to the individual itself as most will hope to be offered the antibiotics with the most obvious opportunity of cure and won't know that decision is restricted by rules to the specialist.

This demonstrates a requirement for healthcare experts to give a legal, honest and clear reason for their recommendation about antibiotics, including individual choices about their health.

#### 4.4.3 Effects on health service

Low expense shown from the use of ordinary antibiotics is contrasted to the others numerous different medications, as their prescription is probably not going to straightforwardly result in a genuine financial budget for some developing country. In spite of that fact, the volume of antibiotics prescribed is low but their expense is high [2]. The more noteworthy burden may originate from resources used through the elevated expectations for future prescriptions which drive a pattern of early re-attendance and thus escalating pressures in primary care. [2]

However, negative impact may likely be shown resulting from choices not to recommend the antibiotics. Guardians who are unfit may look for help somewhere else to get antibiotics in primary care, including to strain acute medical clinic administrations, for example, accident and emergency, or following different ways, for example, private general specialist administrations or 'self-recommending' through abroad based web drug stores that give conceivably unregulated access to antibiotics on the web [2].

#### 4.4.4 Effects on economy/society

Globally, the rising rates of resistant diseases, even in the best of hospitals, are pushing up expenses of treatment, prompting trouble in treating contaminations and worse results for the patients [16]. Giving treatment turns out to be progressively complicated and requires expanded information among the medical community, and less assessed strategies and treatments may be used. As delayed illness and unexpected death incur significant damage, families may encounter financial burden because of diminished incomes [16]. Likewise, unseemly use of antibiotics for example, taking antibiotics for a cold, implies unnecessary flow of cash for a medication that is not required. This cash would rather be spent on other relevant medicines or education.

With an expanded extent of the population experiencing prolonged disease, objectives for health and development become much increasingly hard to accomplish. Expanded illness combined with limited choices for treatment further strains low incomes which

previously battled with low resources. In low and middle developing nations where the burden of irresistible diseases is higher and data scarcer, studies show that the disappointment of first line antibiotics has increased the numbers of mortality and multiplied expense [16].

While many point to the poor degree of benefits for antibiotics as an explanation behind the decrease in antibiotics development, there might be an affordable argument to be created from the above measurements. In a world without effective antibiotics, the worldwide future would drop to roughly 50 years [1]. In a world without effective antibiotics, irresistible diseases would again turn into the significant reasons for death globally. The significant sources of income for the pharmaceutical industry such as prescriptions against cancer, cardiovascular infections and other interminable illnesses that require long-term treatment will mainly be offered to the population aged 40 years old or older.

#### 4.5 CONCLUSION

During the Golden Age of Discovery, many antibiotic substances discovered were abandoned as therapeutic antibiotic candidates because they were too toxic for therapeutic use on bacterial infections, as compared to the standard low toxicity and highly effective penicillin. Antibiotics are known as biological substances before being therapeutic compounds [8]. Indeed, an ideal antibiotic should have a selective effect on the pathogen without being toxic for the host from one medical point of view. In ensuing years, as more antibiotics were found and acquainted with clinical practice, it turned out to be certain that decision among rational agents should guide by the understanding of antibiotics approaches. Better clinical management of antibiotics harmfulness could be effectively executed and checked for a given patient that are impervious to common drugs and contaminated with high-risk bacteria in the twenty-first century. There are numerous valid justifications to utilize antibiotics objectively. The dangers of antibiotics against the equalization of advantages was without a doubt positive when it went to the uses of antibiotics. Despite preventive efforts, infections will always occur, and we will always need safe and effective antibacterial treatment. Antibiotic resistance as of now exists and generally spread in nature to drugs not yet invented. A more noteworthy advancement is the improvement of treatments that don't drive

resistance. At long last, progress in human pharmacogenomics will likely deliver point by point bases for comprehension of antibiotics to the individual and populaces in the near future.

#### REFERENCES

- [1] J.M. Rolain<sup>1</sup> F. Baquero<sup>2</sup> (May 2016). The refusal of the Society to accept antibiotic toxicity: missing opportunities for therapy of severe infections. Retrieved from <https://www.sciencedirect.com/science/article/pii/S1198743X16300441>
- [2] B. Hayoe<sup>1</sup> Christopher C Butler<sup>2</sup> Azeem Majeed<sup>3</sup> Soia Saxena<sup>4</sup> (September 2018). Journal of Antimicrobial Chemotherapy: Telling the truth about antibiotics: benefits, harms and moral duty in prescribing for children in primary care. Retrieved from <https://academic.oup.com/jac/article/73/9/2298/5043129>
- [3] F.K. Gould, T.S. Elliott, J. Foweraker, M. Fulford, J.D. Perry, G.J. Roberts, et al., Guidelines for the prevention of endocarditis: report of the Working Party of the British Society for Antimicrobial Chemotherapy, *J. Antimicrob. Chemother.* 57 (6) (2006) 1035–1042.
- [4] B.Frederiksen,S.Lanng,C. Koch,N.Hoiby, Improved survival in the Danish center treated cystic fibrosis patients: results of aggressive treatment, *Pediatr. Pulmonol.* 21 (1996) 153–158.
- [5] D.M. Wood, A.R. Smyth, Antibiotic strategies for eradicating *Pseudomonas aeruginosa* in people with cystic fibrosis, *Cochrane Database Syst. Rev.* (2006) CD004197.
- [6] G. Ryan, S. Mukhopadhyay, M. Singh, Nebulised anti-pseudomonal antibiotics for cystic fibrosis, *Cochrane Database Syst. Rev.* (3) (2003) CD001021, Retrieved from <http://dx.doi.org/10.1002/14651858.CD001021>.
- [7] L. Saiman, A. Prince, Microbial resistance, in: A. Bauernfeind, M.I. Marks, B. Strandvik (Eds.), *Cystic Fibrosis Pulmonary Infections: Lessons from Around the World*, Birkhauser Verlag, Basel, Boston, Berlin, 1996, pp. 51–64.

- [8] L.P. Longman, A.J. Preston, M.V. Martin, N.H.F. Wilson, Endodontics in the adult patient: the role of antibiotics, *J. Dent.* 28 (8) (2000) 539–548.
- [9] C.M. Kodner, E.K. Thomas Gupton, Recurrent urinary tract infections in women: diagnosis and management, *Am. Fam. Physician* 82 (2010) 638–643.
- [10] E.Rivers, B.Nguyen, S.Havstad, J.Ressler, A.Muzzin, B.Knoblich, et al., Early goal directed therapy in the treatment of severe sepsis and septic shock, *N. Engl. J. Med.* 345 (2001) 1368–1377.
- [11] J.G. Bartlett, Why infectious diseases, *Clin. Infect. Diseases* 59 (Suppl 2) (2014) S85–S92.
- [12] H.K. Johansen, N. Hoiby, Seasonal onset of initial colonisation and chronic infection with *Pseudomonas aeruginosa* in patients with cystic fibrosis in Denmark, *Thorax* 47 (1992) 109–111.
- [13] A. Smyth, S. Walters, Prophylactic antibiotics for cystic fibrosis, *Cochrane Database Syst. Rev.* (3) (2003) CD001912. Retrieved from <http://dx.doi.org/10.1002/14651858>.
- [14] E.P. Weledji, Benefits and risks of splenectomy, *Int J. Surg.* 12 (2) (2014) 113–119.
- [15] "The Rise of Antibiotic-Resistant Infections" (1995). FDA Consumer, 29. Retrieved from [http://www.fda.gov/fdac/features/795\\_antibiotic.html](http://www.fda.gov/fdac/features/795_antibiotic.html)
- [16] Richard J Fair<sup>1</sup> Yitzhak Tor<sup>2</sup> (28 August 2014). Antibiotics and Bacterial Resistance in the 21st Century. Retrieved from <https://www.ncbi.nlm.nih.gov/pmc/articles/PMC4159373/>
- [17] Patient Platform Limited. Registered in England and Wales. Authored by Dr Mary Harding, Reviewed by Dr Hannah Gronow | Last edited 9 Mar 2018 | Certified by The Information Standard. Retrieved from <https://patient.info/infections/antibiotics-leaflet>
- [18] 2020 Advameg, Inc. By Perry Romanowski. Retrieved from <http://www.madehow.com/Volume-4/Antibiotic.html>
- [19] Biology Notes for IGCSE 2014, powered by weebly. #27 Use of microorganisms to manufacture antibiotic penicillin. Retrieved from <https://biology-igcse.weebly.com/use-of-microorganisms-to-manufacture-antibiotic-penicillin.html>
- [20] D.B. Janssen, Biotransformation and Biocatalysis Group, Groningen Biomolecular Sciences and Biotechnology Institute, University of Groningen. Retrieved from <https://www.rug.nl/research/biotransformation-biocatalysis/research/biocatalystengineering>
- [21] Chemical & Engineering news, ISSN 0009-2347 Copyright © 2020 American Chemical Society, By Bethany Halford. Retrieved from <https://cen.acs.org/articles/94/i21/Fully-synthetic-method-create-thousands.html>
- [22] The Healing Tree, University News. 2015. Antibiotic Use in Food Animals – How this Practice Affects Everyone, By Rachel Fischer. Retrieved from <https://www.uws.edu/2015/04/10/uws-launches-northwest-center-for-lifestyle-and-functional-medicine/>

